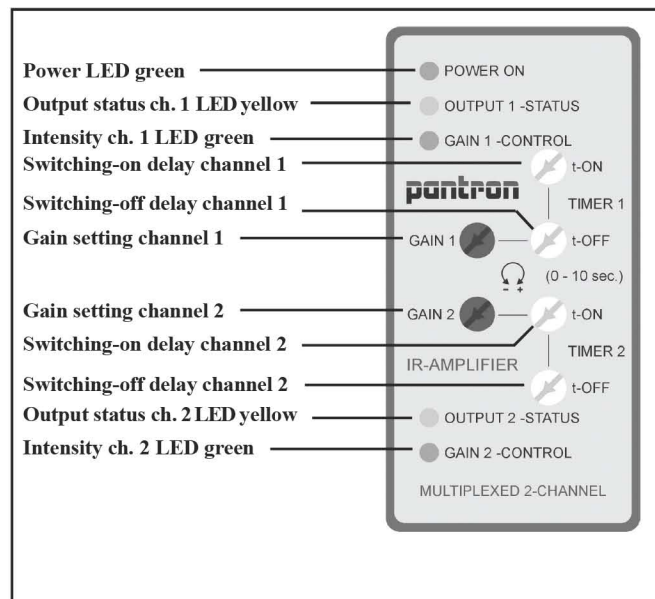
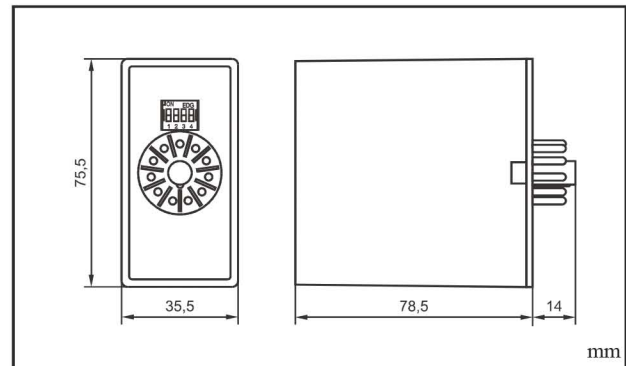


Multiplexer

2-channel manual IMX-N34...



- Detection range up to 30 m (98ft)
- Sensitivity for each channel adjustable with potentiometer
- One relay output for each channel
- Adjustable switch-on and switch-off delay for each channel
- System power 20 % / 100 % switchable
- Switching mode light / dark selectable for each channel
- Multiplex speed 16 ms / 8 ms switchable



Technical Data at +68°F

Max. range (through beam)	
Sensors IT-P10, IR-P10	20 m (65ft)
Sensors IT-P10HP, IR-P10	30 m (98ft)
Supply voltage	purchase order table below
Operating basis	modulated IR light
Transmit frequency	4.0 kHz
Switching mode	light / dark switchable
System power	20% / 100% switchable
Multiplex speed	16 ms / 8 ms
Switching delay	0 ... 15 s
Master-Slave mode	no
Light curtain mode	no
Relay output	2 X NO
Maximum load	each 5 A / 230 VAC (24 VAC)
Switching frequency	20 Hz
Alarm output	-
Maximum load	-
Housing material	plastic
Protection class	IP 40
Operating temperature	-13°F ... +140°F

DIP switch settings

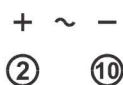
1		2		3		4	
Switching mode				System power		Multiplex-speed	
channel 1	channel 2	channel 1	channel 2				
dark	ON	dark	ON	100%	ON	16 ms	ON
light	OFF	light	OFF	20%	OFF	8 ms	OFF

Purchase order table

Supply voltage	Model
230 VAC / +/- 10% / 10 VA	IMX-N34/230 VAC
115 VAC / +/- 10% / 10 VA	IMX-N34/115 VAC
24 VAC / +/- 10% / 10 VA	IMX-N34/24 VAC
24 VDC / +/- 20% / 8 W	IMX-N34/24 VDC

Connection diagram

Voltage supply



Relay

