






PROGRAM OVERVIEW



CONTRINEX

CONTRINEX

A WORLD OF SENSORS

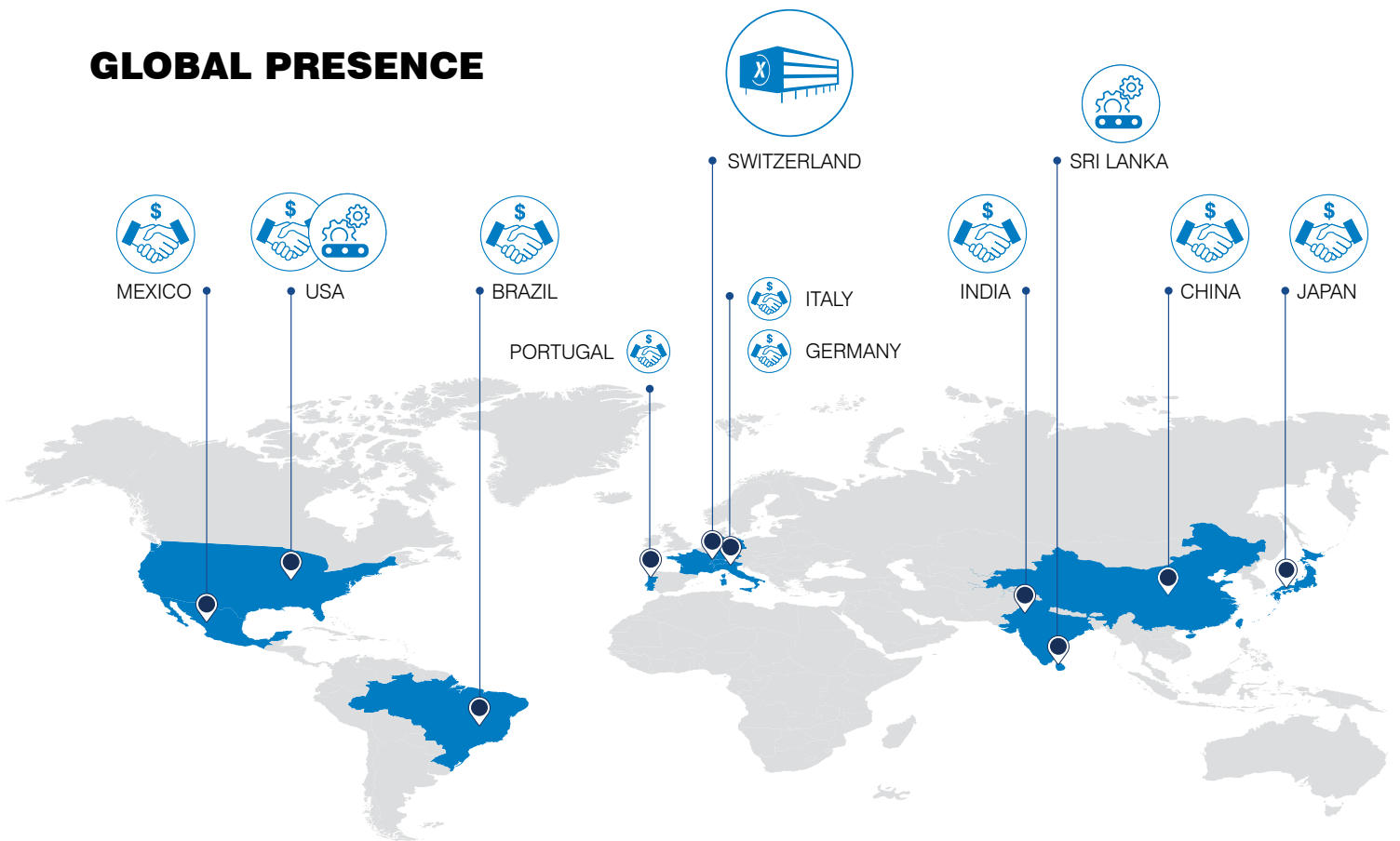
AT A GLANCE

- Global Smart-Sensor technology leader for complex automation and Smart-Factory applications
- Over 50 years experience of intelligent-sensing and identification solutions using leading-edge inductive and photoelectric sensors and RFID systems in the most demanding applications, in the harshest environments and with the tightest space constraints
- Using real-time sensor data for IIoT and remote asset management, enabling customers to make faster and better decisions
- Represented in over 60 countries worldwide, headquartered in Switzerland
- Unrivalled portfolio of more than 8,000 products



Contrinex Headquarters, Switzerland

GLOBAL PRESENCE



Shop 24/7
www.contrinex.com

 **FAST DELIVERY**

 **WORLDWIDE SHIPPING**

 **EASY TO FIND PRODUCTS & ACCESSORIES**

CONTRINEX PRODUCT RANGES

SMART MEASUREMENT SENSORS 4

SMART INDUCTIVE SENSORS 4

Smart Spindle Position Sensors	6
Smart Cylinder Position Sensors	6
Smart Nut Detection Sensors	7
Smart Double-Sheet Detection Sensors	7
General Range – Digital Measurement Sensors	8
General Range – Analog Measurement Sensors	8

SMART PHOTOELECTRIC SENSORS 9

General Range – Digital Measurement Sensors	11
General Range – Analog Measurement Sensors	11

POCKETCODR 12

3D SMART CAMERA 16

SENSORS 20

INDUCTIVE SENSORS 20

Basic	21
Smart Basic	21
Extra Distance	22
Miniature	23
Extreme	24
Analog Output	24
Extra Pressure	25
High Pressure	25
Extra Temperature	26
High Temperature	26
2-Wire	27
Maritime	27
Weld-Immune	28
Chip-Immune	30
Washdown	31

ULTRASONIC SENSORS 31

PHOTOELECTRIC SENSORS 32

Standard	33
Smart Basic	34
Minidist	34

Miniature	35
Distance	36
Fiber-Optic	36
Transparent Object	37
Color and Contrast	38
Light Grid	39
Fork Sensors	39

SAFETY 40

LIGHT CURTAINS AND SENSORS 40

Basic Slim	41
Extended Slim	41
Basic Standard	42
Access Control Barriers	42
Magnetic & RFID Sensors	43
Relay & Mounting Brackets	43

RFID 44

LOW AND HIGH FREQUENCY 44

Read/Write Modules	45
Basic Tags	46
High Temperature Tags	47
Extreme & Washdown Tags	47


CONNECTIVITY 48

INDUCTIVE/PHOTOELECTRIC / WELD-IMMUNE CABLES 48

ACCESSORIES 50

ACCESSORIES 50

Mounting Brackets	51
Mechanical Stops	51
Adapters	51
PNP Converters	51
Fiber Optics	51
Sensor Testers	51
Photoelectric Reflectors	51
Safety Alignment Tool	51



SMART MEASUREMENT SENSORS **INDUCTIVE**

KEY ADVANTAGES

- High-resolution measurement
- Multiple detection modes in a single sensor
- Two configurable sensor outputs
- Extensive options for user configuration
- Predictive maintenance capabilities

SMART MEASUREMENT SENSORS INDUCTIVE

Shop ^{24/7}



Products

Shop ^{24/7}



Features

Measure monitor configure predict

High-Resolution Measurement

Teachable

Dual Outputs

Predictive Maintenance

KEY ADVANTAGES

- High-resolution Smart Digital Measurement Sensors (DMS) deliver continuous target-distance data
- Multiple detection modes in a single sensor
- **IO-Link** data enables configurability and diagnostics, supporting seamless integration into IIoT applications
- Extensive options for user configuration ensure exceptional versatility
- **IO-Link** smart profile with analog or digital dual output simplifies control-system integration and retrofit of existing installations
- Condition-based alarms allow predictive maintenance
- Full-inox versions offer increased protection with exceptional sensing ranges on aluminum, brass and copper targets



DIRECT AND INDIRECT MEASUREMENTS

Distance / Displacement

Force measurement

Lateral position

Vibration measurement

Feature detection

Step counting

Angular measurement


Temperature monitoring in the sensor

Inclined plane lateral positioning



SMART SPINDLE POSITION SENSORS

KEY ADVANTAGES

- Measures drawbar position
- Single sensor positional control system
- Digital teach of drawbar position
- Available with 2 outputs
- Easy configuration with PocketCodr
-  IO-Link





Part Reference	Housing Size mm	Operating Distance	Output
IDWE-M8MP-NMS-A0	M8	4 mm	IO-Link/SIO & SIO/input
IDWE-M05MP-NMS-A0 - COMING SOON	M5	2.5 mm	IO-Link/SIO
Part Reference	Housing Size mm	Displacement Range	Output
DMS: IDWE-C1525PP-NMK-AN - COMING SOON	35x35x31 mm	0 to 20 mm	IO-Link/SIO
AMS: IAWE-C1525PP-NMK-A2 - COMING SOON	35x35x31mm	0 to 20 mm	IO-Link/SIO & 0 to 10V

SMART CYLINDER POSITION SENSORS



KEY ADVANTAGES

- Measure piston-position
- Digital teach of end position
- Cycle counter with alarm
- Report over-temperature events
- Extremely robust
- Very high operating and peak pressures (500 bar, 1000 bar peak)
- Easy configuration with PocketCodr
-  IO-Link




Part Reference	Housing Size mm	Operating Distance	Operating Pressure	Enclosure Rating	Output
IDWE-P12MC-NMS-A0-100	M12	2 mm	≤ 500 bar*	IP 68	IO-Link/SIO & SIO/input
IDWE-P12MC-NMS-A0-101	M12	2 mm	≤ 500 bar*	IP 68	IO-Link/SIO & SIO/input
IDWE-M12MM-NMS-A0	M12	6 mm	≤ 60 bar	IP 68/69K	IO-Link/SIO & SIO/input
IDWE-M18MM-NMS-A0	M18	10 mm	≤ 80 bar	IP 68/69K	IO-Link/SIO & SIO/input
IDWE-P20MC-NMS-A0	M14	3 mm	≤ 500 bar*	IP 68	IO-Link/SIO & SIO/input

*1000 bar peak



SMART NUT DETECTION SENSORS

KEY ADVANTAGES

- Reliable detection of missing nut
- Easy configuration with PocketCodr
- Built-in delay and timer functions
- One-piece stainless steel housing
-  IO-Link




Part Reference	Housing Size mm	Operating Distance	Enclosure Rating	Output
IDWE-M12MM-NMS-A0	M12	6 mm	IP 68/IP 69K	IO-Link/SIO & SIO/input
IDWE-M18MM-NMS-A0	M18	10 mm	IP 68/IP 69K	IO-Link/SIO & SIO/input


*Available in coated versions as well



SMART DOUBLE-SHEET DETECTION SENSORS


KEY ADVANTAGES

- Reliable detection of double sheets
- No external amplifier required
- Contactless detection
- One-piece stainless steel housing
- Easy configuration with PocketCodr
-  IO-Link



+



Part Reference	Housing Size mm	Operating Distance	Material			Output
			Min/Max Sheet Thickness	Steel	Aluminium	
**IDSN-M18MM-NMS-A0	M18	3-5 mm	0.5/1.25 mm	0.2/2.5 mm	1/5 mm	IO-Link/SIO & SIO/input
**IDSN-M30MM-NMS-A0	M30	3-5 mm	0.5/2 mm	0.2/4 mm	1/5 mm	IO-Link/SIO & SIO/input
Part Reference		Description				
POC-CDR-M12 PocketCodr Device		No-Code  IO-Link-Device Configurator Tool				
SKU: SOFT-POC-APL-1-CRD PocketCodr Subscription Card – ***Contrinex Applications Plan		This physical scratch card provides an activation code for a 1-year subscription to the Contrinex Applications Plan				

*Available in coated versions as well **Both the PocketCodr device and Contrinex Applications subscription are mandatory for configuring the Smart Double-Sheet Detection Sensors. ***Enterprise subscriptions available on demand.

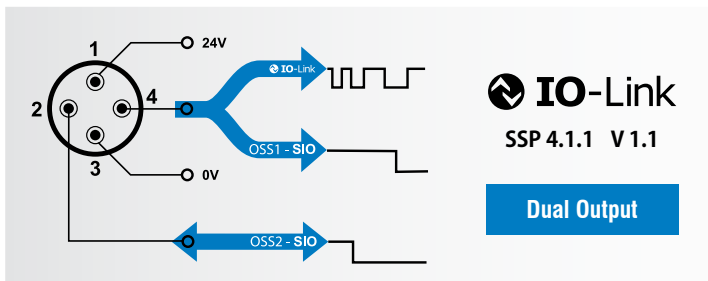
GENERAL RANGE

SMART DIGITAL MEASUREMENT SENSORS



KEY ADVANTAGES

- High-resolution distance measurement
- Linear digital output (IO-Link)
- Two configurable outputs
 - Teachable switching signals
 - Output on Pin2 also configurable as an input or wire teach
- Stretch, delay or one-shot timers
- Event-based alarms
 - Temperature monitoring
 - Counter functions
- Data Storage
- Stainless steel V2A housing available
- High pressure versions available



IO-Link
SSP 4.1.1 V 1.1
Dual Output



Operating Distance (mm)	M5 emb.	*M8 emb.	*M12 emb.	P12 emb.	*M18 emb.	P20 emb.	*M30 emb.
	2.5	4	6	2	10	3	20

*Also available with ACTIVSTONE® coating for weld spatter resistance

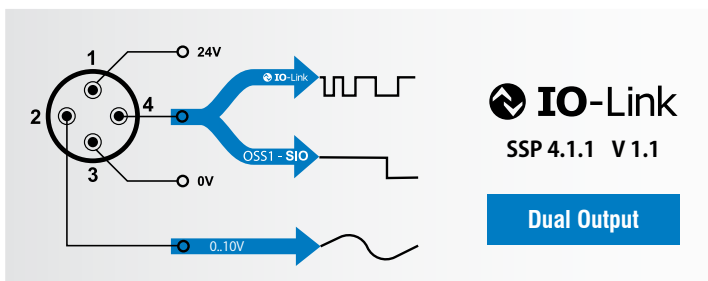
GENERAL RANGE

SMART ANALOG MEASUREMENT SENSORS



KEY ADVANTAGES

- High-resolution distance measurement
- Linear analog or digital output (IO-Link)
- One configurable and teachable switching output
- Stretch, delay, or one-shot timers
- Event-based alarms
 - Temperature monitoring
 - Counter functions
- Data Storage




IO-Link
SSP 4.1.1 V 1.1
Dual Output



Operating Distance (mm)	M5 emb.	*M8 emb.	*M12 emb.	P12 emb.	*M18 emb.	P20 emb.	*M30 emb.
	-	-	6	-	10	-	-

*Also available with ACTIVSTONE® coating for weld spatter resistance



SMART
MEASUREMENT
SENSORS

PHOTO- ELECTRIC

KEY ADVANTAGES

- High-resolution measurement
- Multiple sensing modes in a single sensor
- Two sensor output channels
- Extended measurement range vs Smart Inductive Sensors
- Advanced switching logic for more applications

SMART PHOTOELECTRIC SENSORS


PHOTOELECTRIC



KEY ADVANTAGES



- Metal housing for harsh environments
- Object distance measurement
- Multiple detection modes in a single sensor
- **IO-Link** data enables configurability and diagnostics, supporting seamless integration into IIoT applications
- Advanced switching logic encompasses more applications
- Enhanced 3-mode teach capability for increased flexibility
- **IO-Link** smart profile with analog or digital dual output simplifies control-system integration and retrofit of existing installations
- Condition-based self-monitoring minimizes maintenance costs
- Drop-in place compatibility with standard C23 / M18 Photoelectric portfolio



SMART FEATURES



Detection modes



Teach values



Timers



Dual output(s)



Counter



Temperature



Alarms



User data memory



Predictive maintenance features



Output signal linearization per target type (white/black)



User-configurable signal inversion and scaling function



SEM (Sensor Eco Mode)



Working domain configuration

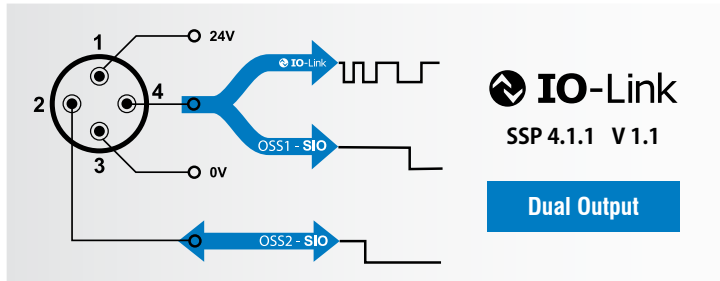
GENERAL RANGE

SMART DIGITAL MEASUREMENT SENSORS



KEY ADVANTAGES

- High-resolution distance measurement
- Linear digital output (IO-Link)
- Two configurable outputs
 - Teachable switching signals
 - Output on Pin2 also configurable as an input or wire teach
- Stretch, delay or one-shot timers
- Event-based alarms
 - Temperature monitoring
 - Counter functions
- Data Storage
- Stainless steel V2A housing available



Operating Distance (mm)	C23	M18
	10-200	10-150



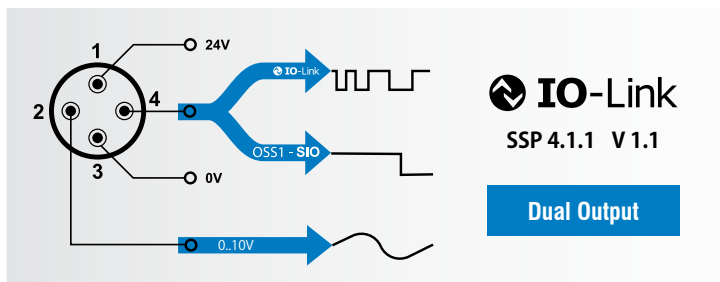
GENERAL RANGE

SMART ANALOG MEASUREMENT SENSORS



KEY ADVANTAGES

- High-resolution distance measurement
- Linear analog or digital output (IO-Link)
- One configurable and teachable switching output
- Stretch, delay, or one-shot timers
- Event-based alarms
 - Temperature monitoring
 - Counter functions
- Data Storage
- Stainless steel V2A housing available




Operating Distance (mm)	C23	M18
	10-200	10-150



POCKETCODR

KEY ADVANTAGES

- Works seamlessly with all  IO-Link devices
- Configure and monitor devices from your smartphone or tablet
- Visualize device parameters in real time with live data charts
- Simplify complex configurations with intuitive, touch-friendly action widgets (Specific to Contrinex sensors)
- Share device settings effortlessly with your team for faster alignment



POCKETCODR



OVERVIEW

No-code  IO-Link device configurator



KEY ADVANTAGES



- PocketCodr app uses live data graphs to present  IO-Link process data on-screen and in real time
- PocketCodr’s unique Action Widgets for Contrinex Smart Sensors eliminate need for coding skills
- Quickly configure and troubleshoot  IO-Link devices on-site, reducing downtime and streamlining setup




HIGHLIGHTS



LIVE INTERACTIVE DATA GRAPHS

View either routine process data or real-time event-driven changes of state

Interactive data graphs shows exactly how an  IO-Link device is behaving in real time



ACTION WIDGETS

Simple configuration of Contrinex sensors without the need for programming skills

Easy-to-understand in-app process features a series of intuitive, graphics-based screens

Familiar controls include sliders, toggle buttons, and checkboxes, while helpful prompts guide users through the configuration



TEAM COLLABORATION

PocketCodr enables remote sharing of device configurations among team members

Device configurations are backed-up securely and available on demand at any location

AVAILABLE ACTION WIDGETS

Sensors:



More info



Switch Point Modes



Teach



Counter



Alarms



Outputs



Timers



Library



All Values

RFID-Specific:



More info



Read Tag



Content



Alarms



Outputs



Library




All Values

POCKETCODR


POCKETCODR FREE PLAN

Compatible with most  IO-Link devices (any brand)

KEY ADVANTAGES

- Display live data charts
- Monitor live process data
- View and edit all  IO-Link parameters
- Send system commands
- Back up device configurations
- Load custom configurations



Part Reference	Description
POC-CDR-M12 PocketCodr Device	No-Code  IO-Link-Device Configurator Tool











CONTRINEX SUITE PLAN

Ideal for Contrinex Smart Sensor users

KEY ADVANTAGES

- Use action widgets for
 - Configuring sensor switching signal (multiple detection modes) and teach with our easy Action Widget
 - Contrinex RFID modules
 - Output, alarm, and timer configuration
- Back up, load and share with other users
- Use configurations shared by other users



	Part Reference	Description	
	 SOFT-POC-CTXSUITE-1-CRD Subscription Card- Contrinex Suite 1 Year	This physical scratch card provides an activation code for a 1-year subscription to the Contrinex Suite Plan	
 +	 START-POC-CTXSUITE-1 Starter Kit Contrinex Suite 1 Year	Contains the physical configuration device, and a physical scratch card, with an activation code for a 1-year subscription of the Contrinex Suite Plan	
	 SOFT-POC-CTXSUITE-5-CRD Subscription Card- Contrinex Suite 5 Years	This physical scratch card provides an activation code for a 5-year subscription to the Contrinex Suite Plan	
 +	 START-POC-CTXSUITE-5 Starter Kit Contrinex Suite 5 Years	Contains the physical configuration device, and a physical scratch card, with an activation code for a 5-year subscription of the Contrinex Suite Plan	

POCKETCODR

CONTRINEX APPLICATIONS PLAN

Provides access to application-specific action widgets

KEY ADVANTAGES

- Ensure process stability and repeatability in complex applications
- Application-specific widgets such as the teach procedure for Contrinex Smart Double-Sheet Sensors
 - Easily configure and teach for different sheet materials and thicknesses
- Back up, load and share with other users
- Use configurations shared by other users



Part Reference	Description
SKU: SOFT-POC-APL-1-CRD Subscription Card – Contrinex Applications	This physical scratch card provides an activation code for a 1-year subscription to the Contrinex Applications plan



PocketCodr



TEACH YOUR DOUBLE-SHEET DETECTION
IN JUST 5 STEPS!





**smart
camera** **3D**
VISION MADE SIMPLE

3D SMART CAMERA

KEY ADVANTAGES

- Real time 3D depth measurement camera
- Embedded intelligence
- Ready-to-use embedded **use cases** for measurement, completeness, and sizing
- No-code configuration of **use cases** with companion app
- First 3D camera with **IO-Link** output
- SIO, **IO-Link** or REST API over Ethernet operating mode
- No need for illumination or external PC
- Best suited for medium to large-sized objects



IFF 2024-2025
PRIZE WINNER
FRIBOURG/FREIBURG INNOVATION



3D SMART CAMERA

3D SMART CAMERA

Shop



Simple setup. Embedded intelligence. Instant results




- **Plug & Play Setup** – Configure in minutes with a no-code app on any device
- **Smart Vision** – Embedded intelligence delivers instant pass/fail results without a PC
- **Ready-to-Use Applications** – Preloaded embedded use cases for measurement, completeness, and sizing
- **Affordable Connectivity** – First 3D smart camera with **IO-Link** output and standard cabling
- **Built for Industry** – Reliable ± 5 mm precision in industrial environments
- **Seamless Production Integration** – Save and reload configurations via **IO-Link** for uninterrupted workflows



CONTRINEX 3D SMART CAMERA

A compact and affordable 3D smart camera utilizing **Time-of-Flight (ToF) technology** for real-time depth measurement with **embedded image processing**. No external illumination or processing computer is required. The camera captures 3D images in real time, applies internal algorithms, and evaluates scenes in real-time according to customer-defined parameters, providing a clear pass/fail result for each inspected piece.



TARGET APPLICATIONS

- Automated logistics and warehousing
- Production lines and quality checks
- Industrial assembly and completeness verification

TARGET OBJECTS

Designed for medium to large-sized objects, the camera ensures reliable 3D measurements with an accuracy of up to ± 5 mm, even in challenging environments when placed against a flat, low-glare background. Best results with matte or low-reflective surfaces; highly reflective or dark objects may reduce accuracy.



SMART VISION CONFIGURATION APP

SMART VISION APP

- **Cross-Platform** — Compatible with **iOS, Android, and Windows** devices
- **Wireless Connectivity** — Seamless communication between the 3D Smart Camera and the App
- **Live Image Streaming** — View real-time depth and amplitude images from the camera
- **Use Case Library** — Access pre-configured use cases for standard camera tasks
- **Guided Setup** — Step-by-step teaching process to configure and adapt use cases easily
- **Live Performance Monitoring** — Track and visualize results of configurations in real time
- **User Configuration Library** — Save, manage, and reload saved configurations



EMBEDDED USE CASES

Designed for simplicity, the Contrinex 3D Smart Camera lets anyone master and fine-tune vision applications autonomously, without relying on a specialist.

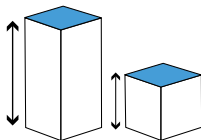
The **Smart Vision App** provides a library of preconfigured use cases — predefined sequences of image-processing algorithms tailored

to standard industrial tasks. Each use case is set up through an intuitive no-code wizard, allowing easy object teaching and individual

parameter adjustment to achieve optimal performance in real-world conditions.

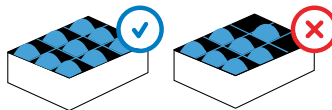
DISTANCE MEASUREMENT

The camera provides accurate distance measurement in millimetres for multiple user-defined zones. Using the intuitive wizard of our **Smart Vision App**, users draw their zones on the screen and set the parameters for the measurement. The camera will measure the distance for each zone, enabling reliable positioning, clearance checks, and level control.



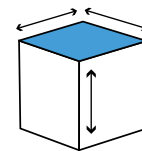
COMPLETENESS CHECK

The camera verifies underfills or overfills of packaging. The **Smart Vision App** wizard lets users draw inspection zones and set different filling criterions. The camera ensures that each zone is filled correctly for reliable quality control.





OBJECT SIZING




The camera provides full measurement of objects in millimetres, including length, width, height, and orientation — for dependable size control and sorting of objects. Measurement options can be configured in the **Smart Vision App**.





3D SMART CAMERA VISION SPECIFICATIONS

	Part Reference	Sensor Type	Resolution	Operating Range	Angle of Aperture	Laser Class
	CAM-3TIQC-C99S-SN-A	Time of flight	320x240 pixels (QVGA)	300-3,500 mm	37°x27.9° (Diag 46.1°)	Class 1
	CAM-3TIQC-C99S-SF-A					
	Field of View					
	Installation Distance (m)	X (m)		Y (m)		
	0.5	0.33		0.25		
	1	0.67		0.5		
	2	1.34		1		
	3	2.01		1.51		
	3.5	2.34		1.76		

3D SMART CAMERA HARDWARE SPECIFICATIONS

Part Reference		
	CAM-3TIQC-C99S-SN-A	CAM-3TIQC-C99S-SF-A
Wireless Connection	Yes	
Connector 1	Male M12 – 5 PIN: Power supply PNP/NPN  IO-Link 1.1.4	
Connector 2	N/A	Female M12 4 Pin D-coded Fast-Ethernet
Operating Voltage	18... 30 VDC	
Dimensions	92x92x68 mm	
Mounting	8xM4 holes (4x on each opposite side)	
Housing Materials	Aluminum, PMMA, PC, PA	
IP Rating	IP65, IP67	
Operating Temperature	0 ..+ 50°C	

MOUNTING PLATE FOR STANDARD CAMERA MOUNT THREADS


	Part Reference	Material	Screws	Adaptor For
	ASU-0076-14U	Aluminum	4xM4 screws	1/4-20-UNC thread
	ASU-0076-38U			3/8-16-UNC thread

All listed values are indicative and may be subject to change

BEST SUITED FOR MEDIUM TO LARGE-SIZED OBJECTS (EXCLUDING BLACK OR HIGHLY REFLECTIVE SURFACES)
PLACED AGAINST A FLAT, LOW-GLARE BACKGROUND. MEASUREMENT ACCURACY UP TO ± 5 MM

INDUCTIVE SENSORS

KEY ADVANTAGES

- Smallest self-contained miniature inductive sensors
- Practically indestructible Full Inox sensors for extreme conditions
- Weld-immune sensors and accessories featuring ACTIVSTONE® anti-spatter coating
- Full Inox sensors with Factor 1 on steel and aluminum
- Sensors with 4× standard operating distance
- Outstandingly durable sensors for high cyclic pressures (peak: 1000 bar / 14510 psi)
- Highly accurate analog output sensors for distance control
- Sensors to withstand high temperatures (up to 230°C / 446°F)
- Ecolab-approved sensors
-  IO-Link



$1+1=2$

Shop



INDUCTIVE SENSORS

BASIC

Excellence in standard applications



KEY ADVANTAGES

- Exceptional price/performance ratio
- Excellent accuracy
- Outstanding switching-point stability
- Vibration and shock resistant
- IO-Link or SIO-Mode switching sensor



IO-Link

Housing Size mm		Ø 6.5	M8	C8	M12	M18	M30	C44	C12
s _n mm	Classics	1.5 ... 2	1.5 ... 4	1.5 ... 2	2 ... 8	5 ... 12	10 ... 25	15 ... 40	4
	Full Inox	–	2	–	3	5	10	–	–

SENSORS – INDUCTIVE – SMART BASIC

Shop



INDUCTIVE SENSORS

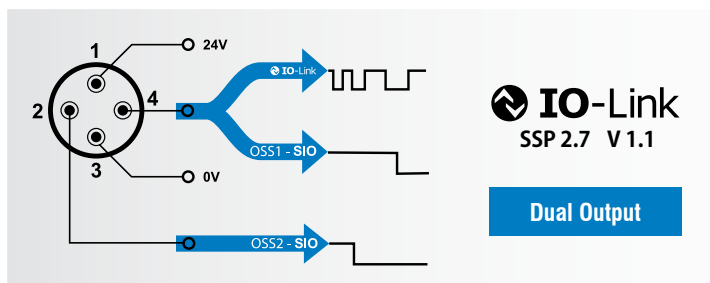
SMART BASIC

Excellence in higher level IO-Link applications

KEY ADVANTAGES



- Two teachable switching outputs
- Stretch, delay or one-shot timers
- Event-based alarms
 - Temperature monitoring
 - Counter functions
- IO-Link



Operating Distance (mm)	M5 emb.	*M8 emb.	*M12 emb.	P12 emb.	*M18 emb.	P20 emb.	*M30 emb.
	–	3	4	–	8	–	–

*Also available with ACTIVSTONE® coating for weld spatter resistance



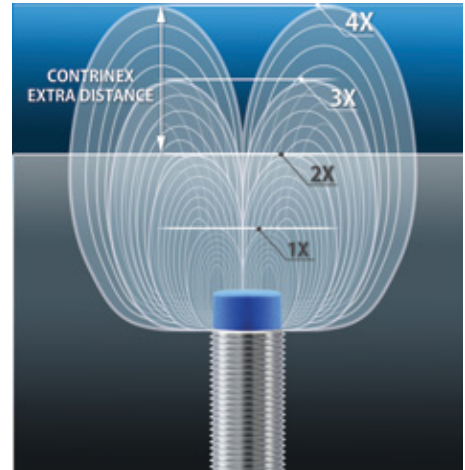
INDUCTIVE SENSORS EXTRA DISTANCE

Long operating distance up to 4-times standard

KEY ADVANTAGES



- Up to 4-times standard operating distance
- Exceptional price/performance ratio
- Excellent repeat accuracy
- Best in class temperature stability
- Special material detection (like carbon)
- Current and voltage analog output
- IO-Link



OVERVIEW



EXTRA DISTANCE Ø6.5 TO M30

- ▀ Cylindrical form factor, from diameter 6.5 to M30
- Available in cable and connector versions
- Best in class sensing distances
- IO-Link



EXTRA DISTANCE C8

- ▀ Cubic C8 form factor
- Available in cable and connector versions
- Easy to integrate
- IO-Link

IO-Link

Housing Size mm	Ø6.5	M8	C8	M12	M18	M30
s_n mm						
Extra Distance	3	3...6	3	6...10	12...20	22...40





INDUCTIVE SENSORS


MINIATURE

Full functionality, smallest size

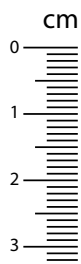
KEY ADVANTAGES




- Smallest self-contained inductive sensors
- Ideal for mounting where space is limited
- Outstanding temperature stability from -25°C to $+70^{\circ}\text{C}$ or $+85^{\circ}\text{C}$ for Full Inox types
- Sensor weight starting as low as 18g
- High switching frequency up to 8k Hz
-  IO-Link




OVERVIEW




MINIMINI

- ▀ Embeddable ultraminiature device
- Housing length 12 mm, 3 mm diameter, stainless steel V2A
- Increased operating distance: 1 mm
- High switching frequency up to 8,000 Hz
-  IO-Link


















FULL INOX MINIATURE

- ▀ Outstanding lifetime and robustness due to Condet® technology and Contrinex ASIC
- One-piece stainless steel housing (sensing face included)
- Long operating distances
- Factor 1 on steel and aluminum
- Pressure resistant up to 120 bar (1,740 psi)
-  IO-Link

EXTRA DISTANCE

- ▀ Long operating distances, proven for more than 20 years across the world's largest installed base
- Outstanding lifetime and electromagnetic compatibility due to Condist® technology and Contrinex ASIC
-  IO-Link

IO-Link

Housing Size mm	Ø3	M4	Ø4	M5	C5
					
Classics	0.6... 1 	0.6... 1 	0.8... 15 	0.8... 15 	0.8... 15 
Extra Distance	–	–	2.5 	2.5 	–
Full Inox	–	–	3 	3 	–
Extra Pressure	–	–	0.6 	–	–
High Pressure	–	–	–	1 	–
2-wire	0.6	0.6	0.8	0.8	0.8
Extra Temperature	–	–	–	0.8 	–

INDUCTIVE SENSORS EXTREME




Extreme durability in harsh environments



KEY ADVANTAGES

- One-piece stainless steel housing
- Mechanically and chemically extremely robust
- Corrosion resistant
- IP68 and IP69K, water resistant
- Pressure resistant up to 100 bar (1,451 psi)
- Factor 1 on steel and aluminum



IO-Link

Housing Size mm	M8	M12	M18	M30	C23
Full Inox (s _n mm)	3...6	2...15	5...20	10...40	7



SENSORS – INDUCTIVE – ANALOG OUTPUT

INDUCTIVE SENSORS ANALOG OUTPUT




Analog output for distance control



KEY ADVANTAGES

- Longest sensing ranges
- Best in class temperature stability
- Excellent repeat accuracy
- Resolution in μm range
- Current or voltage output



Housing Size mm	C8	M8	M12	M18	M30
Extra Distance (s _n mm)	0...4	0...4	0...6	0...20	0...40

INDUCTIVE SENSORS EXTRA PRESSURE



Pressure resistant up to 200 bar (2,901 psi)



KEY ADVANTAGES

- Pressure resistant up to 200 bar (2,901 psi)
- Mechanically and chemically rugged
- Impervious: IP68
- Gas-tight sensing face
- Miniature devices



IO-Link

Housing Size mm		Ø4	Ø6.5	M8
s _n mm	Classics	0.6	–	–
	Extra Distance	–	2.5	2.5

INDUCTIVE SENSORS HIGH PRESSURE




Pressure resistant up to 500 bar (7,255 psi)



KEY ADVANTAGES

- Highest operating (500 bar/7,255 psi) and peak pressure (1000 bar/14,510 psi) on the market
- Resistant to pressure cycles: 50 times longer lifetime under pressure than the market standard
- Gas-tight sensing face
- Extended temperature range –25°C (–13°F) ... +100°C (+212°F)



IO-Link

Housing Size mm		M5/P5	M8/P8	M12/P12	M14/P20
s _n mm	Extra Distance	1	1.5	1.5... 2.5	3
	Full Inox	–	–	1.5	–

INDUCTIVE SENSORS EXTRA TEMPERATURE



Temperature resistant up to +120°C (+248°F)



KEY ADVANTAGES

- Temperature resistant up to +120°C (+248°F)
- Excellent long term reliability
- IO-Link



IO-Link

Housing Size mm	M5	M8	M12	M18
Classics (s _n mm)	0.8	4	2...5	5



INDUCTIVE SENSORS HIGH TEMPERATURE



Temperature resistant up to +230°C (+446°F)



KEY ADVANTAGES

- Highest long-term stability due to fully potted electronics
- Long sensor life
- Reliable sensing in high temperature applications
- Compact construction with integral amplifier for temperatures up to +180°C (+356°F)
- External amplifier module for temperatures up to +230°C (+446°F)



Housing Size mm	M8	M12	M18	M30	M50
Classics (s _n mm)	2	3/4	5	10/15	25

INDUCTIVE SENSORS

2-WIRE




Easy installation and high switching frequency



KEY ADVANTAGES

- Sizes from Ø3 mm to M30 and 5 × 5 mm
- DC and AC/DC types
- NAMUR types with switching frequencies up to 10,000 Hz



Housing Size mm	Ø3	M4	Ø4	M5	C5	Ø6.5	M8	M12	M18	M30
Classics (s _n mm)	0.6	0.6	0.8	0.8	0.8	1.5	1.5/2.5	2/4	5/8	10/15
Coated Ceramic Face	–	–	–	–	–	–	–	☑	☑	☑



SENSORS – INDUCTIVE – MARITIME

INDUCTIVE SENSORS

MARITIME




For ships, ports and offshore



KEY ADVANTAGES

- GL approved, class DNV-GL-CG-0339
- Special EMC protection
- Resistant to corrosion and salt water
- Impervious, enclosure rating IP68 or IP69K
- Temperature range –25 ... +85°C (–13 ... +185°F)
- Full Inox types: one-piece stainless steel housing (V4A/AISI 316L), factor 1 on steel and aluminum
- Pressure-resistance available up to 500 bar (800 bar peak)
- ☑ IO-Link

☑ IO-Link



Housing Size mm	M10	M12	M18	M30	P12G	C23
s _n mm						
Full Inox	–	6 ☑	10 ☑	20 ☑	1.5 ☑	7 ☑
Classics	0.6 ☑	–	–	–	–	–



INDUCTIVE SENSORS WELD-IMMUNE

Revolutionary protection for long life

KEY ADVANTAGES



- **Anti-spatter coating**
ACTIVSTONE® coating is an abrasion proof, non-stick coating preventing weld-spatter accumulation




- **Weld-field immunity**
Contrinex sensors are immune to magnetic interference from medium-frequency (MF) weld fields (current ≤ 15 kA) and 50 Hz weld fields (amplitude ≤ 40 mT)



- **Impact resistance**
With one-piece stainless steel housings and Condet® technology, Full Inox sensors offer maximum impact resistance



- **Accessories**
Featuring ACTIVSTONE® -coated mounting brackets, harsh-environment cables, and protective tubes for superior resistance against spatter and heat



IO-Link

Housing Size mm	M8	M12	M18	M30		C23	C44	Miniature Flat Pack R81
				emb	non emb			
Full Inox	3	6	10	16/40		7	38	2
Classics (s_n mm)	2	4	8	14		–	–	–



INDUCTIVE SENSORS

WELD-IMMUNE

Revolutionary protection for long life

NEW ARRIVALS



PIGTAIL SERIES

- Enhanced flex ratio
- Integrated LED in the connector
- Also available with a PTFE protective tube
- IO-Link
- ACTIVSTONE® anti-spatter coating



HARSH ENVIRONMENT CABLES

- High temperature resistance – withstands temperatures up to 200°C or 260°C for protective tube versions
- IP69K protection
- Versatile length options – ranging from 0.6m to 10m



MINIATURE FLAT PACK

- Fully stainless steel housing
- Precise 2mm sensing distance
- IO-Link
- ACTIVSTONE® anti-spatter coating




MOUNTING BRACKETS

- ACTIVSTONE® anti-spatter coating
- Heavy-duty steel construction
- Wide sensor range (M8 to M30)



2-WIRE

- Fully stainless steel housing
- Ceramic face
- ACTIVSTONE® anti-spatter coating



PROTECTIVE TUBES + MOUNTING TOOLS

- High temperature resistance – withstands temperatures up to 260°C
- Pre-slit design – allows quick and easy installation with the help of our mounting tools



INDUCTIVE SENSORS

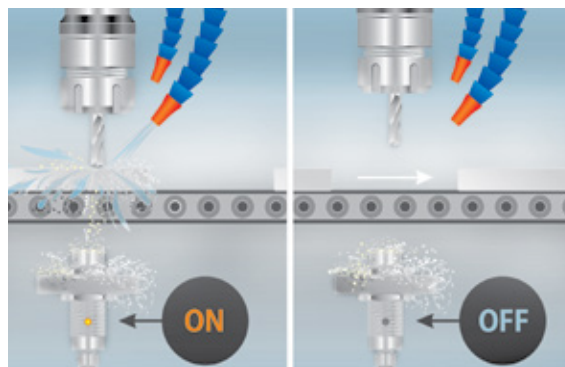
CHIP-IMMUNE

For the harshest machining environments

KEY ADVANTAGES



- Detection not influenced by chips of steel, stainless steel, aluminum, brass, copper or titanium
- Detection of targets made of the above metals
- Robust, one-piece stainless steel housing, protection rating IP68 and IP69K
- Temperature range $-25 \dots +85^{\circ}\text{C}$ ($-13 \dots +185^{\circ}\text{F}$)
- Size M12, M18 and M30
- Operating distances up to 12 mm



IO-Link

Housing Size mm	M12	M18	M30
Full Inox (s _n mm)	3	5	12

INDUCTIVE SENSORS

WASHDOWN



Ecolab approved for harshest cleaning processes



KEY ADVANTAGES

- Corrosion resistant
- Food safe
- IP68/IP69K protection
- Extremely rugged Full Inox types: one-piece stainless steel housing, factor 1 on steel and aluminum, Ecolab approved



IO-Link

Housing Size mm	M12	M18	M30
Full Inox	6...10	10...20	20...40
Classics	2	–	–



ULTRASONIC SENSORS

Ideal for liquid or granular targets



KEY ADVANTAGES



- Precise control of position, distance, height and level
- Sensing ranges up to 6,000 mm
- Diffuse and reflex types
- Robust housings in food-grade stainless steel or plastic, IP67
- M18 in standard or short housing
- M30 in standard housing or with large front
- Various output types





SERIES	Housing Size mm	M18 Short body*	M18 Standard body*	M30 Standard body*	M30 Large head**
Diffuse		300/1,200	900/2,000***	2,500/3,500	6,000
Reflex		300/1,200	900/2,000	–	–

*Metal or plastic housing **Plastic housing ***IO-Link version available

PHOTO-ELECTRIC SENSORS

KEY ADVANTAGES

- Complete C23 series with first-class sensing ranges
- Excellent background suppression sensors
- Smallest self-contained miniature sensors on the market
- Wide range of fiber-optic amplifiers, including  IO-Link
- Excellent color and contrast recognition sensors
-  IO-Link



PHOTOELECTRIC SENSORS STANDARD

First-class performance
for general use



KEY ADVANTAGES

- First-class sensing ranges
- Outstanding background suppression characteristics
- Light sources: red, infrared, laser and pinpoint LED
- IO-Link



OVERVIEW



C23 SERIES

- Small plastic housing, 20 × 30 × 10 mm
- Excellent background suppression characteristics with pinpoint LED
- IO-Link interface available on PNP types
- Mutual interference immunity
- Versions available with stability alarm as second output
- Enclosure rating IP67, Ecolab approved



M18P SERIES

- Short housing: M18 × 33 mm (cable version), M18 × 37 mm (connector version)
- Excellent background suppression characteristics with pinpoint LED
- IO-Link interface available on PNP types
- Mutual interference immunity
- Easy flush mounting
- Easy-to-mount special accessories for right-angle emission

IO-Link

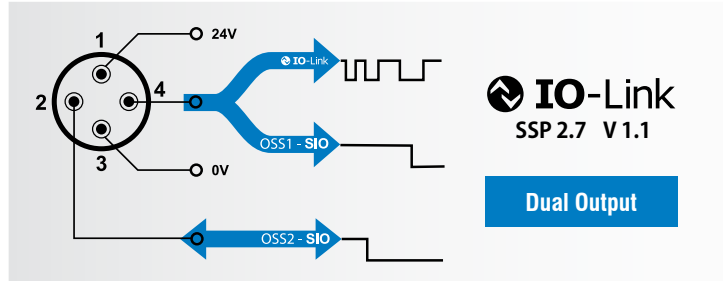
SERIES	M12M	1120	M18P	M18M	1180	C23	3030	4050	C55	
Housing Size mm	M12	M12	M18	M18	M18	□20x30x10	□30x30x15	□40x50x15	□50x50x23	
s _r mm	Diffuse	800	300	1,200	1,200	250/600	1,500	600/1,200	1,200	–
	Reflex	4,000	1,500	7,000	7,000	2,000	8,000	2,000/4,000	4,000	–
	Through-Beam	10,000	10,000/50,000	30,000	30,000	20,000/50,000	30,000	6,000/12,000	50,000	–
	Background Suppression	–	–	250	250	120	300	200	500	–



PHOTOELECTRIC SENSORS SMART BASIC

KEY ADVANTAGES

- Two teachable outputs
- Stretch, delay or one-shot timers
- Data storage
- Temperature monitoring
- Counter functions
- Event-based alarms
- Stainless steel V2A housing
- IP69
- IO-Link



	Operating Distance (mm)			
	Background Suppression	Diffuse	Reflex	Through Beam
C23	10...300	5...1,500	–	0...30,000
M18	10...250	5...1,200	0...7,000	0...30,000

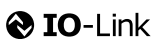
PHOTOELECTRIC SENSORS MINIDIST

Customizable and ready to integrate



KEY ADVANTAGES

- Miniature, photoelectric distance-measurement sensors
- Analog output 01...2.6 VDC + adjustable PNP light-on output
- Fully embeddable and suitable for easy integration with option for micro-housing
- Available with or without housing
- Enables distance-measurement for metallic and non-metallic targets
- Advanced optical and ASIC technology
- Pinpoint LED red light source with light spot 5 mm



SERIES Housing Size mm	N01 without housing □14.45x7x4	C02 with housing □22x5x6
Distance (s _n mm)	up to 35	up to 35



PHOTOELECTRIC SENSORS

MINIATURE

Smallest on the market

KEY ADVANTAGES

D04/M05/0507 series


- Rugged diffuse, background suppression or through-beam sensors in stainless steel V2A housing Ø 4 mm, M5 or 5 × 7 × 40 mm
- Sapphire glass lens, resistant to cleaning chemicals used in the pharmaceutical industry
- Teach available with extended types
- Accurate target detection due to focused red light beam
- Extremely compact self contained photoelectric sensors

C12 series

- Plastic housing, 13 × 21 / 27 × 7 mm
- Red pinpoint LED, small visible light spot
- Long sensing ranges
- Excellent background suppression up to 120 mm with 3-turn potentiometer



OVERVIEW



D04/M05 SERIES

- ▀ Recessed mounting for added protection
- Housing in stainless steel V2A, Ø 4 mm (smooth barrel), M5 (threaded barrel)
- Calibrated sensing ranges
- Teach available with extended types
- High switching frequency
- Connection by cable or M8 pigtail
- Enclosure rating IP67
- ☑ IO-Link

M05 SAPPHIRE

- ▀ Reliable detection of transparent or translucent objects
- Ideal for applications with reflective, moving or vibrating objects
- Recessed mounting for added protection
- Sapphire lens is resistant to chemical cleaning
- ☑ IO-Link and ASIC enable simple setup, teach-in and remote adjustment

☑ IO-Link

SERIES	D04/M05	M05	0507	C12
Housing Size mm	Ø4/M5	Sapphire glass	□5x7x40	□13x21/27X7
Light source	Red light	Infrared	Infrared	Red light
sensing range mm	12/24/60/120 ☑	30 ☑	20/50/90	–
Background Suppression	25 ☑	–	–	15/30/120
Reflex	–	–	–	3,000
Through-Beam	600 ☑	–	–	2,000

PHOTOELECTRIC SENSORS

DISTANCE



High precision and direct digital transmission

KEY ADVANTAGES

C23 Distance measuring sensors


- Two distance measurement ranges: 20 ... 80 mm and 30 ... 200 mm
- Housing 20 × 34 × 12 mm
- High precision and repeatability
- Settable analog range for optimum distance measurement
- Enclosure rating IP67/IP69K

C55 distance measuring sensors

- Distance measurement up to 5,000 mm
- Housing 50 × 50 × 23 mm
- High precision and repeatability
- Settable analog range for optimum distance measurement
- Enclosure rating IP67/IP69K, Ecolab approved



IO-Link

SERIES Housing Size mm	C23 □20x34x12	C55 □50x50x23
		
Short Range	80/100/200	-
Medium Range	-	5,000

PHOTOELECTRIC SENSORS

FIBER-OPTIC



Reliable short and long-range sensing


KEY ADVANTAGES

Fiber-optic sensors



- Robust 3030 series (30 × 30 × 15 mm)
- DIN-rail mounted 3060 series (31 × 60 × 10 mm) suitable for multiple-sensor applications
- Distance setting by potentiometer or teach-in

Fiber

- Large selection of types, including cylindrical light beam, multi-beam, liquid-level monitoring, low-and high-temperature
- Diffuse or through-beam sensing, axial or radial
- Synthetic fibers with bending radii from 2 mm, suitable for cutting on-site



IO-Link

SERIES Housing Size mm	3030 □30x30x15	3060 □30x60x10
		
Fiber-Optic Amplifier (s _n mm)	60/120	200
Fibers	Plastic	Glass



PHOTOELECTRIC SENSORS TRANSPARENT OBJECT

Outstanding reliability and ease of adjustment

KEY ADVANTAGES



- Light sources: UV and red for reliable detection
- **IO-Link** interface available on PNP types
- Versions available with stability alarm as second output
- Adjustment by teach or **IO-Link**
- Mutual interference immunity
- Enclosure rating IP67, Ecolab approved



OVERVIEW



C23 TRANSPARENT UV

- Ideal for the presence control of all transparent and translucent materials thanks to strong absorption of UV light
- Easy sensor set-up, even for thinnest transparent objects
- Low environmental sensitivity minimizes threshold adjustments and maximizes uptime
- Autocollimated, polarized UV light beam eliminates blind zone, allowing detection of targets close to the sensor or through a small notch
- Sensing range up to 1,200 mm based on the reflex operating principle



C23 TRANSPARENT STANDARD

- Red polarized light source
- Calibrated sensing range up to 5,000 mm operating distance
- Sensitivity adjustment via teach button, **IO-Link** or potentiometer
- Highly favorable price-performance ratio

IO-Link

SERIES Housing Size mm	C23 UV Light □20x30x10	C23 Red Light □20x30x10
		
Reflex (s _n mm)	1,200 	5,000 



PHOTOELECTRIC SENSORS

COLOR AND CONTRAST

Excellent resolution for smallest variations



KEY ADVANTAGES

- Rugged housing, 40 × 50 × 15 mm
- Connector adjustable at 0°, 45° and 90°
- 5 switching tolerance levels
- IO-Link



OVERVIEW



COLOR SENSORS

- ▀ 3 color teach channels with independent outputs
- Five selectable tolerance levels for each output enable sensors to recognize or ignore even the smallest variations of color
- High switching frequency: up to 4 kHz

CONTRAST SENSORS

- ▀ Detection of very small print marks thanks to a narrow, collimated light spot
- RGB emission technology with best emission color automatically selected
- Five tolerance levels ensure accurate detection and positioning, even when contrast differences are minimal.
- High switching frequency: up to 10 kHz
- IO-Link

IO-Link

SERIES Housing Size mm	4050 Color □40x50x15	4050 Contrast □40x50x15
Diffuse (s _n mm)	40	12

PHOTOELECTRIC SENSORS LIGHT GRIDS



Fast detection, counting and measurement

KEY ADVANTAGES

Detection grids

- Fast response time
0.8 ms ... 4.8 ms
- Ideal for detection and counting of even the smallest objects
- Resolution: 0.9mm, 2mm, 4mm, 8mm or 25mm
- Detection height: up to 2,010mm

Measurement grids

- Ideal for position and dimension control
- Center beam spacing: 5mm or 12mm
- Analog output 0–10V or 4–20mA
- Measurement height: up to 1,418mm



SERIES Housing Size mm		DGI □40x20.5xH	MGI □40x20.5xH
s _n mm	Detection Grids	8,000	–
	Measurement Grids	–	4,000



PHOTOELECTRIC SENSORS FORK SENSORS



Robust space-saving design offers versatility and simplicity

KEY ADVANTAGES

- High resolution: Ø 0.1–0.2mm
- High frequency up to 14 kHz
- 4 sensor modes: Standard, High Resolution, Power, Speed
- IO-Link
- Sensitivity adjustment allowing detection of transparent objects
- Compact design accommodates photoelectric emitter and receiver in a single housing
- Push-pull output keeps inventory costs down while allowing exceptional flexibility
- Robust space-saving housing ensures precise alignment requiring no on-site adjustment



IO-Link


SERIES Housing Size mm	U 10 □25x45x10	U 20 □40x50x10	U 30 □50x60x10	U 40 □60x70x10	U 50 □70x80x10	U 80 □100x80x10	U 100 □120x80x10	U 120 □144x90x12
Through-Beam (s _n mm)	10	20	30	40	50	80	100	120

SAFETY

LIGHT CURTAINS AND SENSORS

KEY ADVANTAGES

- Finger-, hand- and body-access resolutions
- Operating range from 0.25...50 m
- Protective heights from 142...1827 mm
- Category 2 or 4 according to EN/ISO 13849-1
- Certified TÜV, CE and UL
- IP65 and IP67
- Permanent autocontrol
- 2 channel selection
- Low power consumption


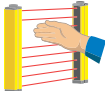


SAFETY LIGHT CURTAINS**BASIC SLIM**Shop 


Excellent price/performance ratio

Type 2 light curtains from the BASIC SLIM range are TÜV, CE and UL-certified according to IEC 61496-1 and -2 and ISO 13849-1. Protective heights range from 170 to 1,610 mm with permanent auto control and low power consumption. The slim, aluminum housing (26x26 mm) enables blind-zone free installation. Connection is via an integral 5-pin M12 pigtail.


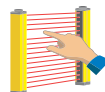
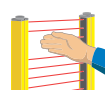


	Resolution mm	Housing	Category	KEY ADVANTAGES
	30	Slim	Cat. 2	<ul style="list-style-type: none"> No blind zone Protective height: from 170 mm to 1,610 mm Operating range: 0.25 to 8 m

**SAFETY LIGHT CURTAINS****EXTENDED SLIM**Shop Wireless Configuration ( Bluetooth®)

Type 4 light curtains from the EXTENDED SLIM range are TÜV, CE and UL certified according to IEC 61496-1/2, IEC 61508-1/2/3 and ISO 13849-1. Protective heights range from 170 to 1,610 mm with integrated EDM*, restart interlock and beam coding. Since EDM includes a relay monitoring function, users can also avoid the cost of wired relays. Wireless configuration is easy via the free  Bluetooth® smartphone app. No additional tool or cable is required.



	Resolution mm	Housing	Category	KEY ADVANTAGES
	14	Slim	Cat. 4	<ul style="list-style-type: none"> No blind zone Beam coding (3 channels), EDM, start and restart interlock configurable functions Wireless configuration through Bluetooth®
	30	Slim	Cat. 4	<ul style="list-style-type: none"> No blind zone Beam coding (3 channels), EDM, start and restart interlock configurable functions Wireless configuration through Bluetooth®

*External Device Monitoring

SAFETY LIGHT CURTAINS

BASIC STANDARD



Excellent price/performance ratio

Type 4 light curtains from the BASIC STANDARD range are TÜV, CE and UL-certified according to IEC 61496-1 and -2 and ISO 13849-1. Protective heights range from 142 to 1,827 mm with permanent auto control and low power consumption. The aluminium housing is standard in size (42x48 mm) and connection is via an integral 5-pin M12 connector.



	Resolution mm		Housing	Category	KEY ADVANTAGES
		14	Standard	Cat. 4	
	30	Standard	Cat. 4	<ul style="list-style-type: none"> Max. operating range 12 m Operating temperature -35...+60°C IP65, IP67 	

SAFETY – SAFETY LIGHT CURTAINS – ACCESS CONTROL BARRIERS

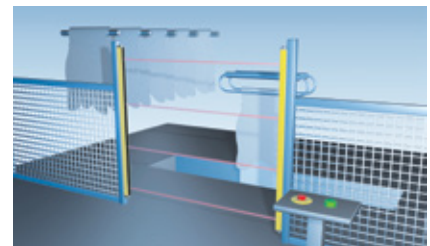
SAFETY LIGHT CURTAINS



ACCESS CONTROL BARRIERS



Excellent price/performance ratio

Type 4 light curtains from the ACCESS CONTROL BARRIERS range are TÜV, CE and UL-certified according to IEC 61496-1 and -2 and ISO 13849-1. Protective heights range from 832 to 1,532 mm with permanent auto control and low power consumption. Beam gap comes in 300, 400 or 500 mm (3 to 6 beams). The aluminium housing is standard in size (42 x 48 mm) and connection is via an integral 5-pin M12 connector.



	Resolution mm		Housing	Category	KEY ADVANTAGES
		300 400 500	Standard	Cat. 4	

*External Device Monitoring



SAFETY SENSORS

MAGNETIC & RFID SENSORS

Non-contact monitoring of doors

MAGNETIC and RFID safety sensors are ideal for monitoring guard doors, hoods or covers. Their compact housings with standard fixing are particularly suitable for washdown applications in the food industry. RFID types are also ideal for multi-sensor applications, such as long assembly lines. Thanks to non-contact operation and coded communication, service life is very long.



		Principle	Housing mm	Category	KEY ADVANTAGES
Magnetic			36 × 26 × 13	up to Cat. 4	<ul style="list-style-type: none"> Magnetically coded, ISO 14119 type 4 Detection through metal plate possible IP6K9K, Ecolab
			88 × 25 × 13	up to Cat. 4	<ul style="list-style-type: none"> Magnetically coded, ISO 14119 type 4 Detection through metal plate possible IP6K9K, Ecolab
RFID			36 × 26 × 13	Cat. 4	<ul style="list-style-type: none"> RFID coded, ISO 14119 type 4 Cascadable up to 30 units EDM and diagnostic function IP6K9K, Ecolab

SAFETY – ACCESSORIES – RELAY & MOUNTING BRACKETS

SAFETY ACCESSORIES

RELAY & MOUNTING BRACKETS



		Housing mm	Category	KEY ADVANTAGES
Relay		22.5 × 99 × 114.5	Cat. 4	<ul style="list-style-type: none"> Performance Level (PL) e and category 4 according to EN/ISO 13849-1 Manual or automatic restart Short response time
Mounting Brackets		Top/bottom mounting brackets		<ul style="list-style-type: none"> Synthetic mounting brackets Suitable for SLIM light curtains Pair of brackets supplied with each light curtain
		Side mounting brackets		<ul style="list-style-type: none"> Metal mounting brackets Suitable for SLIM light curtains
		Side/end mounting brackets		<ul style="list-style-type: none"> Metal mounting brackets Suitable for SLIM light curtains




RFID

LOW AND HIGH FREQUENCY

KEY ADVANTAGES

Highlights

-  **IO-Link** Read/Write Modules
- Low- and high-frequency (LF and HF) systems networkable on ContriNET or on conventional PC using USB connection
- Widest fieldbus coverage on market


LF system

- All-metal housings, IP68 and IP69K
- Food safe and saltwater resistant (316L/V4A)
- All tags embeddable in metal

HF system

- ISO/IEC 15693 compatible
- Fast data transfer time
- User-defined password protection features

NEW

- HF Read/Write Modules with  **IO-Link**
- HF tags for high temperatures
- LF and HF Read/Write Modules with USB connection



RFID


READ /WRITE MODULES

Shop



IO-Link

Ideal for Industry 4.0 solutions, **IO-Link** read/write modules (RWMs) combine two of the key communication standards in one device: ISO 15693 at the read-write head for communication with tags and ISO 61131-9 at the S12 connector for communication with the control system. Their simplified, plug-and-play installation ensures easy, cost-effective integration.



		Frequency	Housing Size mm	Read/Write Distance mm	KEY ADVANTAGES
IO-Link	RWM		M18	0...42	<ul style="list-style-type: none"> IO-Link protocol V1.1 with two operating modes: IO-Link device: UID, Read, Write, Auto-Read and Auto-Write commands selectable from the RWM process data Stand-alone SIO: Tag presence / memory data comparison / RWM Alarms Temperature range $-25 \dots +80^{\circ}\text{C}$ ($-13 \dots +176^{\circ}\text{F}$), IP67, integral S12 connector
			M30	0...60	
			C44	80	

USB AND BASIC

USB Read/Write Modules are an ideal solution for hardware connection to a PC computer, as they provide an USB output on their integral connector cable (2m).

Read/Write Modules from the BASIC range provide cost-effective solutions with ISO/IEC 15693-15693-compatible HF transponders or proprietary LF transponders (please view page 46) Data protection is excellent, transfer time is fast all components use the same CONTRINET protocol with an RS-485 or USB-layer.



Shop



USB

Shop



Basic

		Frequency	Housing Size mm	Read/Write Distance mm	KEY ADVANTAGES
USB	RWM		M18	0...36	<ul style="list-style-type: none"> ContriNET USB protocol for direct connection to PC (non-networkable) Compatible with ContriNET BASIC support tools and DEMO software; DLL for easy development of custom solutions Temperature range $-25 \dots +70^{\circ}\text{C}$ ($-13 \dots +158^{\circ}\text{F}$), IP67, integral USB A male connector
			M30	0...41	
	Interface		M18	0...31	
M30			0...60		
Basic	RWM		M18	0...36	
			M30	0...41	
			M18	0...31	
			M30	0...60	
			C44	0...80	



Extreme



Washdown

EXTREME AND WASHDOWN READ /WRITE MODULES

Read/write modules (RWMs) from these two ranges feature robust, full-metal, stainless steel construction. They offer outstanding performance in metallic environments and are insensitive to dirt and metal chips. For the highest mechanical and chemical resistance, WASHDOWN components in food-grade stainless steel (V4A/AISI 316L) are fully sealed and laser welded. They function reliably when immersed in fluids such as water or oil.



		Frequency	Housing Size mm	Read/Write Distance mm	KEY ADVANTAGES
Extreme RWM		LF	M18	0...12	<ul style="list-style-type: none"> • ContriNET RS-485 protocol with outstanding fieldbus coverage • All-metal, stainless steel housing (V2A/AISI 304) resists corrosion, impact and abrasion • Temperature range -25 ... +80°C (-13 ... +176°F), IP68 & IP69K, integral S12 connector
			M30	0...12	
Washdown RWM		LF	M18	0...12	
			M30	0...12	

RFID LOW AND HIGH FREQUENCY – BASIC TAGS

RFID BASIC TAGS



Our RFID tagging solutions offer a cost-effective and durable option for a wide range of applications. Featuring passive High Frequency (HF) and Low Frequency (LF) tags that require no batteries, these tags are resistant to dirt and environmental wear. The LF tags can be embedded in metal, making them ideal for industrial settings. Combined with compact USB and Basic Read/Write modules, this system delivers reliable performance with minimal maintenance.



		Frequency	Housing Size mm	Read/Write Distance mm	KEY ADVANTAGES
Basic Transponder		LF	∅ 20	0...28	<ul style="list-style-type: none"> • HF and LF passive tags, no battery required • LF tags embeddable in metal • Insensitive to dirt • Temperature range -40 ... +125°C (-40 ... +257°F) • IP67
			∅ 30	0... 29	
			∅ 50	0...41	
		HF	∅ 9	0...14	
			∅ 16	0...30	
			∅ 20	0...34	
			∅ 30	0...45	
			∅ 50	0...67	



RFID

HIGH TEMPERATURE TAGS

Designed for environments up to 180°C or 250°C, HIGH TEMPERATURE tags offer exceptional longevity and a thermal cycling reliability of 1,000 hours (or 1,000 cycles). Tags are insensitive to dirt and provide 128 and 2,048 Bytes of user memory. As passive devices, no battery or other power source is required. Housings are impervious (IP68 & IP69K).



		Frequency	Housing Size mm	Read/Write Distance mm	KEY ADVANTAGES
High Temp. Transponder			∅26	0...31	
			∅50	0...42	

RFID

EXTREME AND WASHDOWN TAGS



Embeddable tags from these two ranges feature robust, full-metal, stainless steel construction. They offer outstanding performance in metallic environments and are insensitive to dirt and metal chips. For the highest mechanical and chemical resistance, WASHDOWN components in food-grade stainless steel (V4A/AISI 316L) are fully sealed and laser welded. They function reliably when immersed in fluids such as water or oil.



		Frequency	Housing Size mm	Read/Write Distance mm	KEY ADVANTAGES
Extreme Transponder			∅10	0...17	
			∅16	0...19	
			M16	0...13	
			∅26	0...26	
			M30	0...23	
Washdown Transponder			∅10	0...13	<ul style="list-style-type: none"> LF passive tags, no battery required All-metal housings in food-grade stainless steel (V4A/AISI 316L) resist saltwater, solvents, corrosion, impacts and abrasion Temperature range -40 ... +125°C (-40 ... +257°F) IP68 & IP69K
			∅16	0...19	
			M16	0...13	
			∅26	0...26	
			M30	0...23	

CONNECTIVITY

KEY ADVANTAGES

- Comprehensive cable and connector program
- IP69K and Ecolab-certified cables for the food and beverage industry (on demand)
- UL-approved cables and connectors
- Cables with straight or right-angle sockets
- Distribution boxes
- Field-attachable connectors
- T-connectors (on demand)



CONNECTIVITY

INDUCTIVE & PHOTOELECTRIC CABLES



CABLES WITH OPEN ENDED WIRE



Connector	Pins	Config.	Cable Material	Cable Length	Wire	Part Reference
M12	3	Straight, right-angled	PUR, PVC	2 to 20 m	3	S12-3Fxx-xxx
	4	Straight, right-angled	PUR, PVC, TPE-S	0.3 to 25 m	4	S12-4Fxx-xxx
	5	Straight, right-angled	PUR, PVC	0.6 to 25 m	5	S12-5Fxx-xxx
	8	Straight, right-angled	PUR, PVC	2 to 15 m	8	S12-8Fxx-xxx
M8	3	Straight, right-angled	PUR, PVC	0.3 to 15 m	3	S08-3Fxx-xxx
	4	Straight, right-angled	PUR, PVC	0.6 to 10 m	4	S08-4Fxx-xxx


CABLES WITH END CONNECTOR



Connector	Pins	Config.	Cable Material	Cable Length	Connector End	Pins	Part Reference
M12	3	Straight, right-angled	PUR	2 to 5 m	M12	3	S12-3Fxx-xxx-12MG
	4	Straight, right-angled	PUR, PVC, TPE-S	0.3 to 10 m	M12	4	S12-4Fxx-xxx-12MG
	8	Straight, right-angled	PUR	2 to 5 m	M12	8	S12-8Fxx-xxx-12MG
M8	4	Straight, right-angled	PUR, PVC	0.6 to 10 m	M12	4	S08-4Fxx-xxx-12MG
	3	Straight, right-angled	PUR, PVC	0.3 to 5 m	M8	3	S08-3Fxx-xxx-08MG
	3	Straight, right-angled	PUR, PVC	0.6 to 10 m	M12	3	S08-3Fxx-xxx-12MG

HARSH ENVIRONMENT WELD-IMMUNE CABLES

SUPER GRADE



ALPHA GRADE



Designed for extreme welding conditions – Alpha Grade cables withstand up to 200°C, while Super Grade cables, with protective tubing, resist temperatures as high as 260°C.

Connector	Pins	Config.	Cable Material	Cable Length	Connector End	Pins	Part Reference
SUPER GRADE							
M12	5	Straight, right-angled	FPE + PTFE tube	0.6 to 10 m	M12	5	S12-5FFx-xxx-NPWN-12MG
ALPHA GRADE							
M12	5	Straight, right-angled	FPE	0.6 to 10 m	M12	5	S12-5FFx-xxx-NBWN-12MG

ACCESSORIES

KEY ADVANTAGES

- User-friendly standard portfolio
- Sensor testers for fast field checks
- Sensor mounting clamps
- Bases for mounting clamps
- Mechanical stops
- Amplifiers for 3-wire and NAMUR sensors (on demand)





ACCESSORIES

MOUNTING BRACKETS

UNIVERSAL (PLASTIC)



ASU-000X-XXX

Available in $\varnothing 3$ - $\varnothing 30$ 

ASU-1000-000



ASU-2000-000



ASU-3012-XXX

Available in $\varnothing 8$ - $\varnothing 18$

INDUCTIVE COATED (METAL)



ASU-3052-XXX

Available in $\varnothing 8$ - $\varnothing 18$ 

ASU-00X1-XXX

Available in $\varnothing 8$ - $\varnothing 30$ 

ASU-3X41-XXX

Available in $\varnothing 12$ -M18
and $\varnothing 8$ -M12

ASU-0061-300

Available in $\varnothing 30$

PHOTOELECTRIC



LXW-C23PA-00X



LXW-M18PA-000



LXW-M18PA-001



LXW-X0X0-000



LXW-3060-000



LXW-4050-000



LXW-4050-002



LXW-C55PA-000



LLW-M18PA-001



LXW-DGMGA-000

MECHANICAL STOPS



AMS-000X-M08



AMS-000X-M12

ADAPTERS



ADA-0000-XXX

Available in M12-M18

PNP CONVERTERS



ACO-0000-001

FIBER OPTICS



LXF-0000-000

SENSOR TESTERS



ATE-0000-010

PHOTOELECTRIC REFLECTORS



LXU-0000-025



LXU-0001-064



LXR-0000-084

SAFETY ALIGNMENT TOOL



YXL-001-000



LXR-0001-064



LXR-0002-100



LXR-0003-025



WHY CHOOSE US

- Companies around the world trust us to solve their sensor problems
- Like our sensors, our engineering teams thrive on your toughest challenges
- You can rely on leading-edge Swiss technology, certified to international standards
- Our connected Smart Sensors are IIoT-capable and ready for your transition to Industry 4.0
- Our products withstand extremes of environment, weather and contamination

CUSTOMER FOCUS

- Global sales network covering 60+ countries
- International customer services
- Solution-oriented application support
- 3 production sites for worldwide availability
- 3 logistics hubs for rapid delivery

ALL OVER THE WORLD

EUROPE

Austria
Belgium
Croatia
Czech Republic
Denmark
Estonia
Finland
France
Germany*
Great Britain
Greece
Hungary
Ireland

Italy*

Luxembourg
Netherlands
Norway
Poland
Portugal*
Romania
Slovakia
Slovenia
Spain
Sweden
Switzerland*
Türkiye

ASIA

China*
India*
Indonesia
Japan*
Korea
Philippines
Singapore
Sri Lanka*
Taiwan
Thailand

THE AMERICAS

Argentina
Brazil*
Canada
Chile
Mexico*
Peru
United States*
MIDDLE EAST
Israel
United Arab Emirates

AFRICA

Tunisia
Morocco
South Africa
AUSTRALIA
Australia

*Contrinex subsidiary
General Terms and Conditions of Sales apply, please see www.contrinex.com/download
Terms of delivery and right to change design reserved.
We made these pages with care, but we decline liability for any errors or omissions.

HEADQUARTERS

CONTRINEX SA Industrial Electronics
Route du Pâqui 3 – PO Box
CH 1720 Corminboeuf – Switzerland
Tel: +41 26 460 46 46 – **Fax:** +41 26 460 46 40
Internet: www.contrinex.com – **E-mail:** info@contrinex.com

