

Temperatures Sensors

Technique & Application

Installation and operation

Functionality

The compact models TN 552 GPP and TN 552/1 GPP have two independent adjustable switching points. The compact models TN 552 GAPP and TN 552/1 GAPP have one independent adjustable switching point and one scalable 4...20 mA analog output. The detecting range for fluids is from -40 °C to +120 °C, the tolerance is 0.3 °C (0...80 °C). The compact models TN 552... offer a window function as an alternative to the standard limit monitoring. Additionally, the NO/NC output function is programmable. Transient temperature changes can be bridged with a switch-on / switch-off time delay. The push-buttons on the front of the sensor are used for programming the sensor functions. The programmed switching point and parameters are displayed and set by keyboard request. This function is possible while the sensor is measuring.

Temperature sensor with threaded sleeve allowing for exchange during ongoing operations

The temperature sensor TN 553 can easily be ex-changed during ongoing operations. This is made possible through the use of a special stainless steel (AISI 316 Ti) threaded sleeve that is mounted in the tank or pipe. In this way the compact device can at any

time be removed without compromising the seal of the tank or pipe. The temperature sensor measures temperatures from -40 °C to +120 °C and offers, among other features, two programmable switching points, freely selectable hysteresis and a temperature window function. The device is available as a 24 V DC device with PNP or analog output as well as a 230 V and 115 V AC model with Opto-MOS. Various cable lengths and optional plug-in or hardwire connections allow the device to be installed in various configurations. The thread is a G1/2 gauge.

Installation

EGE temperature sensors can be installed in standard T-pieces or welded T-pieces. The packing is made with an additional flat seal or with other suitable materials. Please note the temperature and pressure resistance of the seals for increased process conditions. Fixing the sensor in the T-pieces is only allowed on the screw head of the sensor.

After the installation the display can be turned through an angle of 330° for best reading. In applications with temperature over +80 °C the sensor should be mounted from the side into the pipe.

Application

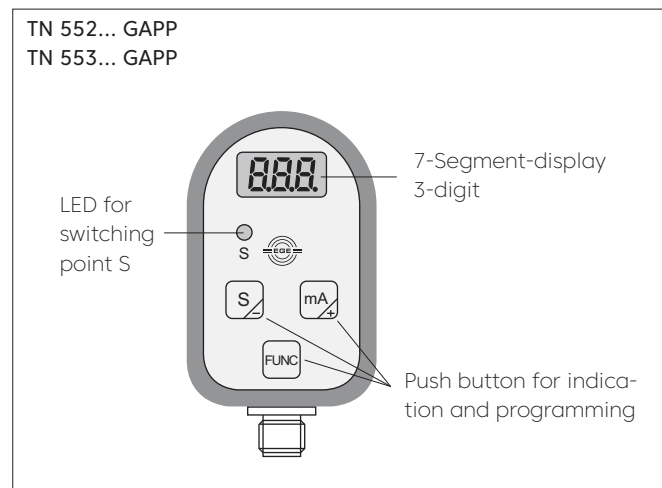
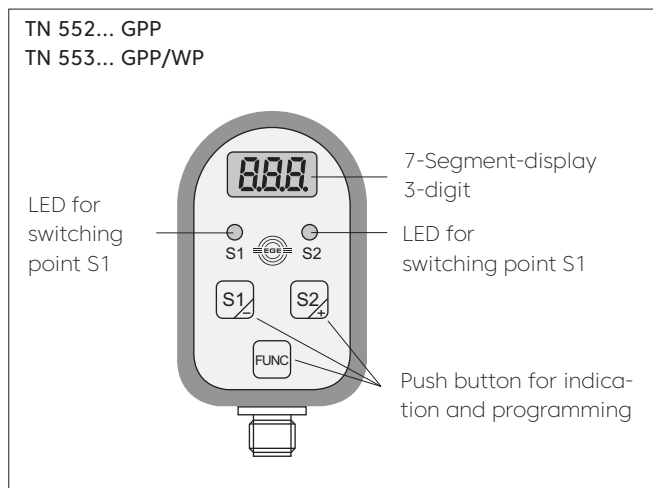
The hysteresis function is for controlling a temperature value. A limiting value can be programmed in this mode. As soon as the measured temperature is higher than the programmed limiting value, the output signals are switched as programmed (NC or NO). The hysteresis value is the difference temperature for the switch-on and switch-off signal of the limiting value. An additional time delay for the switching signals can be programmed for each switching point.

In the frame function mode the switching function is set depending of a programmed temperature range. The temperature range starts with the programmed lower value and end with programmed upper frame value. The time delay for the switching signal can also be used in this switching mode.

The analog output can be use for transmitting the temperature and getting the proportional current. For that you assign one temperature for the 4 mA first-value and one temperature for the 20 mA last-value in the programming mode. Between the temperature values it is permissible to have a minimal difference of 16 °C.

Color code:

BK = black BN = brown BU = blue WH = white



Temperatures Sensors

Technique & Application

Sensors

Monitor temperatures in the best possible manner

EGE features standard measuring elements for temperature in a robust and easy-to-install design which is best suitable for the respective industrial application or automation task - available for ATEX Zone 22 or with GL certificates as well.

Examples are the TGM 025-03 for monitoring of hot gases up to 1000 °C (available with evaluation unit as an option) or the TGM 050-TS for monitoring of threshold temperatures for overheat protection.

Our temperature sensors TGB in standard enclosures with resistance- or analog signal exit complement our range of products.

Compact temperature sensors with integrated evaluation electronics Series TGBA

The temperature sensor TGBA 050 GI with a type B connection head according to DIN 43729 cover a -50...+400 °C temperature range and transmit measured data via an analog 4...20 mA output. Sensors are as well available with resistance output. The accuracy is ±1%. Available with lengths of 50, 100, 200 or 400 mm, the device are

mounted via a G1/2 thread. The aluminium connection head, which is suitable for temperatures between -25 and 70 °C, reaches protection ratings of IP 54 on the connection side and IP 68 on the sensor side. TGBA sensors are pressure-proof up to 40 bar. If requires, EGE also provides customized sensors models.

Monitoring of temperature thresholds under extreme environmental conditions

Series TGM...-TS

The TGM 050-TS series of temperature sensors provides a robust solution for the monitoring of temperature thresholds. Designed for a temperature range between +60 and +100 °C, TGM 05 sensors open a contact if a pre-set temperature is exceeded. The threshold is set by the manufacturer in 5 °C increments according to customer specifications. Thanks to IP 68 / IP 69K protection on the medium side and a stainless steel housing, the sensors provide excellent media resistance. Additionally, they withstand pressures up to 30 bar. They are installed by means of a G1/2 thread and are suitable for switching voltages up to 230 V AC.

Reliable temperature monitoring: Sensors for hot gases up to 1000 °C Series TGM...-03

Suitable for media temperatures between -50 and +1000 °C, the stainless steel temperature sensor TGM 025-03 is designed to monitor hot gases. The very compact unit is integrated by means of a G1/4 thread and uses a type K thermocouple to register temperatures. The TGM 025-03 sensor can be connected to any standard amplifier for type K thermocouples.





Two switching points and analog output

Exchangeable during ongoing operations through use of threaded sleeve

Measuring range $-40...+120\text{ }^{\circ}\text{C}$

Hysteresis and temperature window easily programmable



Design	DC • G1/2		AC • G1/2
Dimensions			
Detection range [°C]	-40...+120		
Output	 2 x PNP NC / NO	 PNP NC / NO 4...20 mA	 2 x NC / NO, progr.
ID-No.	P71021	P71022	P71023
Type	TN 553/1 GPP	TN 553/1 GAPP	TN 553/1 WP
Supply voltage [V]	24 DC $\pm 10\%$	24 DC $\pm 10\%$	230 AC $\pm 10\%$
Current consumption [mA]	60	60	20
Voltage drop [V]	< 2.5	< 2.5	< 10
Ambient temperature [°C]	-20...+60		
Medium temperature [°C]	-40...+120		
Response time [s]	typ. 10...30		
Resolution display [°C]	0.1		
Range limit values [°C]	-39...+120 (0.5 / 1 Step)		
Range hysteresis [°C]	0.5...99 (0.5 / 1 Step)		
Range window [°C]	0.5...99 (0.5 / 1 Step)		
Time delay [s]	0...50 (0.5 / 1 Step)		
Programmable functions	two switching points, hysteresis / window, switching output NC / NO, MIN- / MAX- memory function		
Compressive strength [bar]	20		
Housing material	housing: PBT sensor and sleeve: AISI 316 Ti		
Protection [EN 60529]	IP 65		
Connection	M12 connector	1/2"-20UNF, 5-pol.	
Accessories	2x flat gasket, threaded sleeve, heat conducting paste		



Two switching points

Measuring range
 -40 °C...+120 °C / -40 °F...+248 °F

Two switching points, hysteresis and temperature window easily programmable

Rotable display
 Switch-over °C - °F



Design	DC • G1/2 • L= 31 mm	DC • G1/2 • L= 48 mm
Dimensions		
Detection range	-40...+120 °C (-40...+248 °F)	
Output	2 x PNP NC/NO	
ID-No.	P71017	P71018
Type	TN 552 GPP	TN 552/1 GPP
Supply voltage [V]	24 DC ±10%	
Current consumption [mA]	<100	
Voltage drop [V]	<2.5	
Switching current [mA]	200	
Ambient temperature [°C]	-20...+60	
Medium temperature [°C]	-40...+120	
Response time [s]	typ. 10	
Resolution display [°C/°F]	0.1 / 0.5	
Range limit values [°C/°F]	-39...+120 / -39...248	(0.5 / 1 Step)
Range hysteresis [°C/°F]	0.5...99 / 1...179	(0.5 / 1 Step)
Range window [°C/°F]	0.5...99 / 1...179	(0.5 / 1 Step)
Time delay [s]	0...50	(0.5 / 1 Step)
Programmable functions	two switching points, hysteresis / window, switching output NC/NO, MIN- / MAX- memory function	
Compressive strength [bar]	100	
Housing material	housing: PBT sensor: AISI 316 Ti	
Protection [EN 60529]	IP 65	
Connection	M12 connector	
Accessories	see page 7.10	



Switching point and analog output

Measuring range
 -40 °C...+120 °C / -40 °F...+248 °F

Switching point and analog output, hysteresis and temperature window easily programmable

Rotable display
 Switch-over °C - °F



Design	DC • G1/2 • L= 31 mm	DC • G1/2 • L= 48 mm
Dimensions		
Detection range	-40...+120 °C (-40...+248 °F)	
Output		
ID-No.	P71019	P71020
Type	TN 552 GAPP	TN 552/1 GAPP
Supply voltage [V]	24 DC ±10%	
Current consumption [mA]	<200	
Voltage drop [V]	<2.5	
Analog output [mA]	4...20, scalable, Detection range min. 16 °C / 29 °F	
Switching current [mA]	200	
Ambient temperature [°C]	-20...+60	
Medium temperature [°C]	-40...+120	
Response time [s]	typ. 10	
Resolution display [°C/°F]	0.1 / 0.5	
Range limit values [°C/°F]	-39...+120 / -39...248	(0.5 / 1 Step)
Range hysteresis [°C/°F]	0.5...99 / 1...179	(0.5 / 1 Step)
Range window [°C/°F]	0.5...99 / 1...179	(0.5 / 1 Step)
Time delay [s]	0...50	(0.5 / 1 Step)
Programmable functions	one switching point, hysteresis / window, switching output NC / NO, MIN- / MAX- memory function	
Compressive strength [bar]	100	
Housing material	housing: PBT sensor: AISI 316 Ti	
Protection [EN 60529]	IP 65	
Connection	M12 connector	
Accessories	see page 7.10	



Compact model with analog output

Analog output

Up to 400 °C

Temperature range according to customer specification

As well available with resistance output



Design		G1/2	
Dimensions			
Supply voltage [V]	12...30 DC		
ID-No.	P.....	Sensor length	
Type-sensor length L [mm]	TGBA 050 GI-Lxxx	The total length L of the sensor is specified by appending "Lxxx" to the type.	
Temperature range medium [°C]	min. -50...+375 max. -25...+400 △ between min. and max. has to be minimum 25 °C	xxx: Length in mm	
Ambient temperature [°C]	-25...+70	Preferred lengths	
Output [mA]	4...20	100 mm: L100	ID-No. P71029
Turn on delay [s]	approx. 4 (output < 4 mA)	200 mm: L200	P71030
Protection [EN 60529]	housing: IP 67 / sensor tip: IP 68 / IP 69K	400 mm: L400	P71031
Housing material	Aluminium, form B terminal head		
Material sensor probe	AISI 316 Ti		
Sealing material	NBR, AFM 34, different material on request		
Compressive strength [bar]	40 (25 °C)		
Diameter connecting cable	Ø 7 mm up to Ø 12 mm		
Connection	terminal screws, max. 1 mm ²		



Compact switch

For the monitoring of temperature thresholds

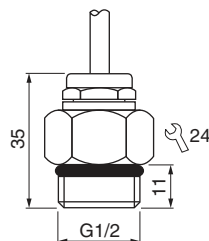
Sensor tip pressure resistant up to 30 bar

IP 68 / IP 69K

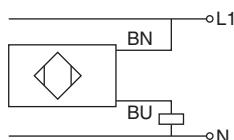


Design **G1/2**

Dimensions



Sensing temperature	[°C]	+60 °C...100 °C (5 °C step)																					
Output																							
ID-No.		P....	The temperature threshold of the sensor is specified by "TSxxx" in the type designation. xxx: °C <table border="0"> <thead> <tr> <th>Temperature threshold</th> <th>ID-No.</th> </tr> </thead> <tbody> <tr><td>60 °C:</td><td>TS060</td></tr> <tr><td>65 °C:</td><td>TS065</td></tr> <tr><td>70 °C:</td><td>TS070</td></tr> <tr><td>75 °C:</td><td>TS075</td></tr> <tr><td>80 °C:</td><td>TS080</td></tr> <tr><td>85 °C:</td><td>TS085</td></tr> <tr><td>90 °C:</td><td>TS090</td></tr> <tr><td>95 °C:</td><td>TS095</td></tr> <tr><td>100 °C:</td><td>TS100</td></tr> </tbody> </table>	Temperature threshold	ID-No.	60 °C:	TS060	65 °C:	TS065	70 °C:	TS070	75 °C:	TS075	80 °C:	TS080	85 °C:	TS085	90 °C:	TS090	95 °C:	TS095	100 °C:	TS100
Temperature threshold	ID-No.																						
60 °C:	TS060																						
65 °C:	TS065																						
70 °C:	TS070																						
75 °C:	TS075																						
80 °C:	TS080																						
85 °C:	TS085																						
90 °C:	TS090																						
95 °C:	TS095																						
100 °C:	TS100																						
Type		TGM 050-TSxxx																					
Tolerance	[K]	±5																					
Reset temperature range	[K]	30 ±15 K																					
Medium temperature	[°C]	below temperature threshold																					
Temperature range cable	[°C]	-10...+120																					
Switching voltage	[V]	-10...+80																					
Switching current	[A]	max. 2,5 cos φ = 1 max. 1,6 cos φ = 0,6																					
Protection	[EN 60529]																						
Housing		IP 67																					
Sensor tip		IP 68 / IP 69																					
Housing material		AISI 316 Ti, Br-Ni																					
Compressive strength	[bar]	30																					
Sealing		O-Ring, 16x2.5 NBR																					
Connection		2 m PVC-cable 2x0.5 mm ²																					





Probe

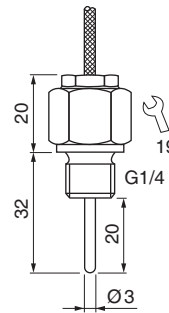
For hot gases up to 1000 °C

Thermocouple type K



Design **G1/4**

Dimensions



Thermocouple NiCr-Ni (type K)

ID-No. P71032

Type [mm] TGM 025-03

Medium temperature [°C] -50...+1000

Ambient temperature [°C] -25...+350

Housing material AISI 316 Ti

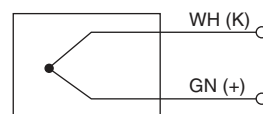
Compressive strength [bar] 40 (25 °C)

Protection [EN 60529] IP 60

Housing IP 68 / IP 69

Sensor tip IP 68 / IP 69

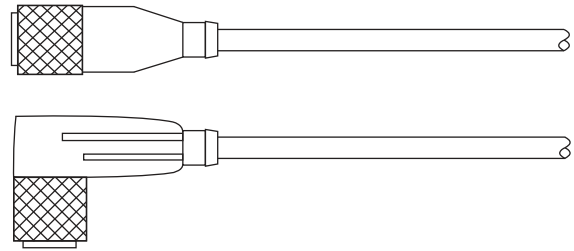
Connection 2 m NiCr-Ni connection cable with stainless steel braided hose





Accessories | M12 connector

Finished cable plug housing
Self locking screw plug
Protection IP 67

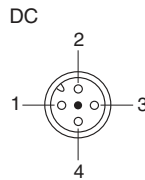
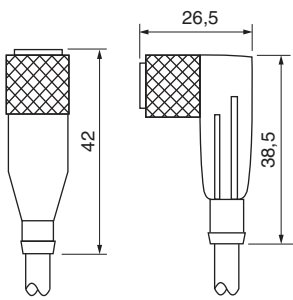


Cable plug housing

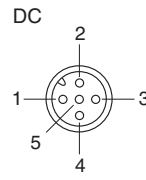
Pin-assignment

straight

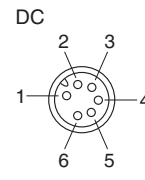
angular



- 3-wire**
1: BN
2: -
3: BU
4: BK
- 4-wire**
1: BN
2: WH
3: BU
4: BK



- 5-wire**
1: BN
2: WH
3: BU
4: BK
5: GY



- 6-wire**
1: BN
2: WH
3: BU
4: BK
5: GY
6: PK

SLG...

SLW...

DC

TYPE	ID-NO.	DESIGN
SLG 3-2	Z01076	Cable plug housing straight, 2 m cable 3x0.34 mm ² max. 250 V / 4 A
SLG 3-5	Z01077	Cable plug housing straight, 5 m cable 3x0.34 mm ² max. 250 V / 4 A
SLW 3-2	Z01078	Cable plug housing angular, 2 m cable 3x0.34 mm ² max. 250 V / 4 A
SLW 3-5	Z01079	Cable plug housing angular, 5 m cable 3x0.34 mm ² max. 250 V / 4 A
SLW 3-2-LED	Z00052	Cable plug housing angular, 2 m cable 3x0.34 mm ² max. 250 V / 4 A PNP with LED
SLG 4-2	Z00445	Cable plug housing straight, 2 m cable 4x0.25 mm ² max. 250 V / 4 A
SLG 4-5	Z00449	Cable plug housing straight, 5 m cable 4x0.25 mm ² max. 250 V / 4 A
SLW 4-2	Z00446	Cable plug housing angular, 2 m cable 4x0.25 mm ² max. 250 V / 4 A
SLW 4-5	Z00450	Cable plug housing angular, 5 m cable 4x0.25 mm ² max. 250 V / 4 A
SLW 4-2-LED	Z01157	Cable plug housing angular, 2 m cable 4x0.25 mm ² max. 250 V / 4 A PNP with LED
SLG 5-2	Z01150	Cable plug housing straight, 2 m cable 5x0.34 mm ² max. 60 V / 2 A
SLW 5-2	Z01151	Cable plug housing angular, 2 m cable 5x0.34 mm ² max. 60 V / 2 A
SLG 6-2	Z01197	Cable plug housing straight, 2 m cable 6x0.25 mm ² max. 36 V / 2 A
SLW 6-2	Z01198	Cable plug housing angular, 2 m cable 6x0.25 mm ² max. 36 V / 2 A

DATA

Thread	M12x1	Contact resistance	≤ 5 mΩ
Material	PVC	Insulation resistance	>10 ⁹
Protection	IP 67	Testing voltage	2.0 KV eff. / 5 and 6 pol. 1.5 KV eff.
Temperature range	-25...+80 °C		

Note:

Sensors with NC output are connected to 4 pole cable plug housings. In this case, the break output is connected to the white lead (connection 2).

Process Sensors

Flow sensors

- Electronical monitoring of flow
- Lubrication monitoring
- Measuring range 1 ml/min...100 l/min
- Detection range 1...300 cm/s
- Reaction time 0.5 s

Level sensors for Ex-applications

- For level monitoring in Ex areas
- For temperatures -20...+180 °C
- With PTFE connector cable
- Sensors for connection to amplifiers

Level sensors

- For level monitoring -230...+230 °C
- Steam proof at a pressure of up to 30 bar
- For hot motor oil
- For liquid nitrogen
- For chemically aggressive media

Ultrasonic sensors

- Switching distance up to 6000 mm
- Level monitoring
- Watertight housing
- Teach-in functions

Pressure sensors

- Compact model with digital display
- Monitoring in pipes and containers
- Pressure up to 16 bar
- Level up to 10 m (± 1 cm)
- Programmable

Infrared detectors

- Measurement of temperature
- Monitoring of hot media
- Position control



Sales partners, wholesalers and representatives



ARGENTINA, Lomas de Zamora
AUSTRALIA, Warabrook NSW 2304
AUSTRIA, Wien
BELGIUM, Aalst
BRAZIL, Sao Paulo
CANADA, Oldcastle – Ontario
CHINA, Shanghai
COLOMBIA, Bogota D.C.
CZECH REPUBLIC, Ostrava
DENMARK, Aabenraa
ESTONIA, Tallinn
FINLAND, Jyväskylä
FRANCE, Nanteuil les Meaux
GREECE, Sindos - Thessaloniki

GREAT BRITAIN, Staffordshire
HUNGARY, Budapest
INDIA, Mumbai
IRELAND, Clane, Co. Kildare
ISRAEL, Tel-Aviv
ITALY, Carate Brianza (MI)
JAPAN, Tokyo
NAMIBIA, Windhoek
NETHERLANDS, LG Dordrecht
NEW ZEALAND, Greenmount,
Auckland
NORWAY, Kolsås
PHILIPPINES, Taguig City
POLAND, Jezow Sudecki
POLAND, Katowice

RUSSIAN FEDERATION, Moscow
PORTUGAL, Porto
ROMANIA, Bucharest
SINGAPORE, Singapore
SLOVAKIA, Banská Bystrica
SLOVENIA, Ljubljana - Crnuce
SOUTH AFRICA, Cleveland
SOUTH KOREA, Gwangmyeongsi,
Gyeonggi-do
SPAIN, Nigran
SWEDEN, Borås
SWITZERLAND, Uster
TAIWAN, New Taipeh City
TURKEY, Kurtköy / Pendik / Istanbul
USA, Gastonia
VIETNAM, Ho Chi Minh City



<https://ege-elektronik.com/en/organisation/ege/>

We look forward to your enquiry.
Please contact us!

EGE-Elektronik
Spezial-Sensoren GmbH
Ravensberg 34 • 24214 Gettorf • Germany
T +49 (0) 4346-41580 F +49 (0) 4346-5658
info@ege-elektronik.com
ege-elektronik.com

ET71120

